

Gear Check Quick Reference – Updated 14 April 2026

This document references the [ITCC Approved Devices List](#), currently approved for use in ISA tree climbing competitions, along with associated safety notices, recalls, and known inspection points relevant to gear checks. It is not an exhaustive catalog of all tree-climbing equipment ever manufactured, nor does it contain all known information about every product.

This list is intended to support safety and consistency in competitions but should not replace personal responsibility, manufacturer guidelines, or professional judgment when selecting or inspecting equipment. As new information becomes available, including technological developments and updates from manufacturers, this document will continue to evolve. The TCC Rules Committee and Head Technicians make final determinations regarding equipment approval.

Refer to the most current version of this document and consult with competition officials when in doubt.

NOTE: Red text indicates updates from previous versions of this document.

- Equipment Use in TCC Series by Event..... 1**
- Approved Devices Rope Compatibility..... 2**
- Recalls & Safety Notices - Gear Inspection Quick Reference - Reference Documents and Visual Aids..... 3**
- Gear Check - Talking Points..... 10**
- Equipment Service Life..... 13**

Equipment Use in TCC Series by Event

Equipment Use for TCC Events						Indication Marks: ✓ = Yes X = No "Pending" = In Review
	ITCC	APTCC	ETCC	LATCC	NATCC	Reference Link/User Guide
APPROVED DEVICES						
ART Blackbird	✓	✓	✓	✓	✓	ART_blackbird_UG.pdf
ART Spiderjack 2.1	✓	✓	✓	✓	✓	ART_SpiderJack_2_UG.pdf
ART Spiderjack 3	✓	✓	✓	✓	✓	ART_Spiderjack_3_UG.pdf
Buckingham Throttle	✓	✓	✓	✓	✓	Buckingham_Throttle_UG.pdf
Bulldog Bone	X	X	X	X	X	
FTC FREEXION	✓	✓	✓	✓	✓	FTC-freexion_UG.pdf
ISC & Singing Tree Rope Wrench	✓	✓	✓	✓	✓	ISC_RopeWrench_UG.pdf
ISC Apex	✓	✓	✓	✓	✓	ISC_APEX_RopeWrench_UG.pdf
ISC D4	✓	✓	✓	✓	✓	ISC_D4_Descender_UG.pdf
ISC D5	✓	✓	✓	✓	✓	ISC_D5_UG.pdf
ISC Reflex	✓	✓	✓	✓	✓	ISC_Reflex_UG.pdf
						ISC_REFLEX Mechanical Hitch_EN1284...

Notch Flow Rope Wrench	✓	✓	X	✓	✓	Notch_FlowRopeWrench_UG.pdf
Notch Rope Runner Pro	✓	✓	✓	✓	✓	Notch_RopeRunnerPro_UG.pdf
Notch Rope Runner Vertec	✓	✓	✓	✓	✓	Notch_RopeRunnerVertec_UG.pdf
Petzl I'D	✓	✓	✓	✓	✓	Petzl_IDS_UG.pdf
Petzl Rig	✓	✓	✓	✓	✓	Petzl_Rig_UG.pdf
Petzl ZigZag & Chicane	✓	✓	✓	✓	✓	Petzl_ZIGZAG_ZIGZAGPLUS_CHI...
Rock Exotica Akimbo	✓	✓	✓	✓	✓	RockExotica_Akimbo_UG.pdf
Rock Exotica Akimbo 2	✓	✓	✓	✓	✓	RockExotica_Akimbo2_UG.pdf
Rock Exotica Unicender	X	X	X	X	X	
Taz Lov2	✓	✓	✓	✓	✓	Taz_lov2_UG.pdf
Taz Lov3	✓	✓	✓	✓	✓	Taz_lov3_UG.pdf
HARNESSES						
DMM Kinisi	✓	✓	✓	✓	✓	DMM_KINISIMAX_UG.pdf
Edlerid Harness	✓	✓	✓	✓	✓	Edlerid_TreeRex_II_UG.pdf
Monkey Beaver	✓	✓	X	✓	✓	MonkeyBeaver_Harness2.0_Guide...
New Tribe	X	X	X	X	X	
Notch Sentinel	✓	✓	✓	✓	✓	Notch_SentinelHarness2018_UG.pdf
Petzl Astro	✓	✓	✓	✓	✓	Petzl_ASTRO_UG.pdf
Petzl Newton	✓	✓	✓	✓	✓	Petzl_NewtonCEInter_UG.pdf
Petzl Sequoia & SRT	✓	✓	✓	✓	✓	Petzl_SEQUOIA_SRT_UG.pdf
Teufelberger Treemotion & Pro	✓	✓	✓	✓	✓	Teufelberger_treeMOTION_UG.pdf
OTHER EQUIPMENT						
ART Positioner	✓	✓	✓	✓	✓	ART_POSITIONER2_UG.pdf
ART LockJack	✓	✓	✓	✓	✓	ART_LockJack_Sport_UG.pdf
ART Ropeguide Twinline	✓	✓	✓	✓	✓	ART-RopeGuide-TwinLine_UG.pdf
DMM Compact Swivel Units	✓	✓	✓	✓	✓	DMM_SWIVELS_UG.pdf
ISC Quicklink/Ultralink	✓	✓	✓	✓	✓	ISC_UltralinkQuicklink_UG.pdf
ISC Triple Snap	✓	✓	✓	✓	✓	ISC_TripleSnap_UG.pdf
Petzl Rescucender	✓	✓	✓	✓	✓	Petzl_RESCUCENDER2_UG.pdf


Petzl Zillon	✓	✓	✓	✓	✓	Petzl_ZILLON_UG.pdf
Rock Exotica O.R.C.A carabiners	x	x	x	x	x	
Rock Exotica Rock O	✓	✓	✓	✓	✓	RockExotica_RockO_carabiner_U...
Notch CE Quickie	✓	✓	✓	✓	✓	Notch_QuickieCE_UG.pdf

Approved Devices Rope Compatibility

Item Name	Rope A (mm)		Rope B (mm)		Working Load Limit		1 or 2 Person Load Capacity	Notes	Reference link
	Min	Max	Min	Max	Min Wgt	Max Wgt			
ART Blackbird	11.2	11.9	11.9	13	60 kg (132 lbs)	150 kg (330lbs)	Approved for rescue with 2 persons	Service life 7 years from first use	ART_blackbird_UG.pdf
ART Spiderjack 2 & 3	11	12	12	14		200 kg		2 cams (1 for 11-12mm, 1 for 12-14mm)	ART_Spiderjack_3_M...
Buckingham Throttle	11	13				141 Kg (310 lbs)			Buckingham_Throttle...
FTC Freexion	11.5	12.5							FTC-freexion-Instructi...
ISC & Singing Tree Rope Wench									ISC_RopeWrench-Ins...
ISC Apex Rope Wrench	11	13				120 kg (264 lbs)		Not approved for Primary Life support - Compatible with all ISC Tethers 18 April 2025 With immediate effect, we have removed the requirement for climbers to use ropes and hitch cords that bear 'ISC' and/or 'Part of Kit KT282' labeling in their PPE Regulation Kits. In order to remain compliant with the PPE Regulation certification, climbers must, however, continue to use ropes and hitch cords of the correct specification (manufacturer, brand, diameter, and length), and they must continue to tie their hitch cords in the correct configuration.	ISC_APEX-Rope-Wre... ISC-PPE-regulation-K...

ISC D4	10.5	11.5			60 kg (132 lbs)	240 kg (529 lbs)	2-person workload		ISC_D4-Descender-U...
ISC D5		12.7				240 kg (529 lbs)	2-person workload	no panic brake	ISC_D5-User-Instructi...
Notch Flow Rope Wrench	11	13						not CE approved	Notch_FlowRopeWre...
Notch Rope Runner Pro	11	13				130 kg (287 lbs)			Notch_RopeRunnerIn...
Notch Rope Runner Vertec	11	12.9				130 kg (287 lbs)			Notch_RopeRunnerV...
Petzl ID	10	11.5				272 kg	2-person with 11mm NFPA Cert, General use rope		Petzl_IDS_technical-n...
Petzl Rig	10	11.5				200 kg	2 persons with a breaking carabiner		Petzl_Rig_technical-n...
Petzl ZigZag & Chicane	11.5	13				140 kg			Petzl_ZIGZAG-ZIGZA...
Rock Exotica Akimbo	11.5	13			100 kg (<11.8 mm)	130 kg (11.8-13 mm)			RockExotica_akimbo... RockExotica_Akimbo...
Rock Exotica Akimbo 2	11.5	12.7			30 kg	130 kg			
Taz Lov2	10	11			200 kg with added friction				Taz_lov2_lovropo-231...
Taz Lov3	10	11							Taz_lov3_fr_eng-231...
Not Approved - Rock Exotica Unicender, Bulldog Bone									

Recalls & Safety Notices - Gear Inspection Quick Reference - Reference Documents and Visual Aids

Item Name	Inspection Parts	Serial Numbers Affected	Notes, Reference documents, images, comments, etc.
ART Blackbird	Upper Bearing Pin - friction enhancer		To request the replacement kit email info@climb-art.de  ART_BlackBird_Safety Notice_102025.pdf
	"nose" Right side plate of friction enhancer		Note: broken off friction plate







Video:

 Bearing pin of the friction enhancer Clamping jaw Video

There is a subtle difference in the replacement pins. The pin on the left is the replacement one.



Item Name	Inspection Parts	Serial Numbers Affected	Notes, Reference documents, images, comments, etc.
Courant Ropes	Splice lock stitch in factory and certified independent splicing	Kalimba, Kanopa, Kamora ropes	Inspect the splices on your Courant ropes, specifically looking for the lock-stitch at the splice point.  If the lock-stitch is visible, your rope is ready to use.  If it's missing, please stop using the rope and contact the Dealer.
			 Courant_Kalimba-02_1280x1280.jpg
			 Courant_Kalimba-01_1280x1280.jpg

This image is for factory-made (machine-sewn) splices. Certified independent splices may look different.



Item Name	Inspection Parts	Serial Numbers Affected	Notes, Reference documents, images, comments, etc.
DMM Compact Swivel Units			Each DMM component has a replacement part. Check the linked document to see what to look for - not all pictured* FAQs
			DMM_SwivelUnits_product-recall-2022-...
			DMM_IdentifyCompactSwivelReplaceme...

› **OLD** SW400 Mini Swivel


› **NEW** SW400 Mini Swivel



› **NEW** SW450 Focus Swivel Bow
SW440 Focus Swivel D



› **NEW** A63x Director Swivel Eye
All gate types



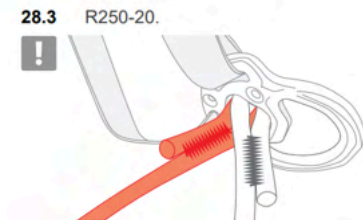
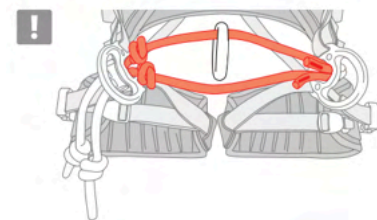
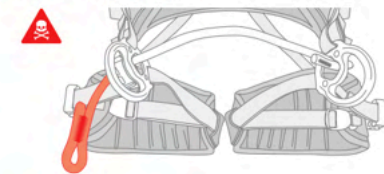
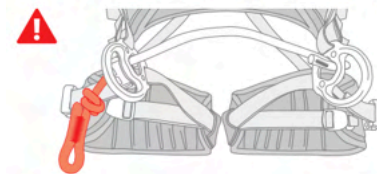
Item Name	Inspection Parts	Serial Numbers Affected	Notes, Reference documents, images, comments, etc.
DMM Kinisi Harness	Bridge terminations		Adjustable bridges SHALL NOT be cut Graphic from Kinisi MAX user instructions page 48-49 (pdf page 25/74)
			DMM_KINISIMAX_UG.pdf

27.7 Bridge hardware compatibility.


Product	Terminations					
 R260	✓	✓	✗	⚠	⚠	⚠
 R250-20	⚠	⚠	⚠	✓	✓	✓
 R250-40	✓	✓	✓	⚠	⚠	⚠

28.1 Non exhaustive list of incorrect Bridge use. Bridge Hardware used:

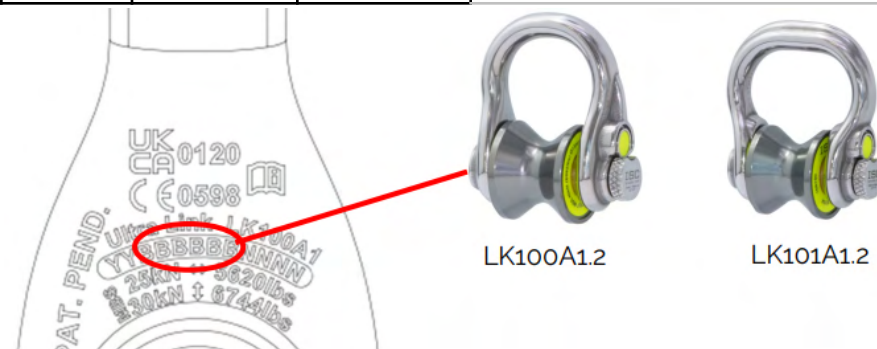
28.2 (Left Forward D) R260 or R250-40. (Right Forward D) R250-20.



Item Name	Inspection Parts	Serial Numbers Affected	Notes, Reference documents, images, comments, etc.
Edelrid/Sentinel	Triple lock buckle		Verify that the plastic is not separating
			Notch-Sentinel-Harness-Issue.pdf
			Edelrid-Triple-Lock-Buckle-Issue.pdf



Item Name	Inspection Parts	Serial Numbers Affected	Notes, Reference documents, images, comments, etc.
ISC Quicklink Ultralink	Call for Head Judge, Head Tech, Chair for consultation	Batch numbers LK100: 168276, 168153, 166671, 167961	Recall applies to all units in circulation from February 28 to March 13, 2023
		LK101: 167962, 166675, 168231, 168155, 168277	
			ISC_UltraLink-Notice.pdf



Re-worked UltraLinks

How to identify a re-worked device

All recalled UltraLink devices from the affected batches, which have been re-worked in our factory, have been Dot-matrix marked with a letter 'A'.

The re-work marking is located on the side of the guard which surrounds the spring-loaded button. This 'A' marking enables users and PPE Inspectors to identify that a device that falls within the recalled batch range, has undergone rework, and has been deemed suitable for return to service.



Item Name	Inspection Parts	Serial Numbers Affected	Notes, Reference documents, images, comments, etc.
ISC Triple Snap	Third action lever		Verify no damage to the third action lever
			ISC-Triple-action-Snaphook-Inspection-N...



Figure 1—If there is evidence of deformation (see arrow) then you MUST retire the unit.



RETIRE




Figure 2—If there is no evidence of the mechanism failing, continue to monitor.

OK

Item Name	Inspection Parts	Serial Numbers Affected	Notes, Reference documents, images, comments, etc.
			<p>Climbing ropes - splice includes a small lock stitch designed to prevent the splice from moving if manipulated by hand - 2-3% of ropes up to and including April 2023</p> <p>Examine the surface of the rope for a distance of 150mm below the eye. There should be stitching through the rope in this region. These stitches are discrete and may be hard to see.</p> <p>If the stitches are visible, then no further checks are required</p> <p>If it's still unclear whether the rope is stitched, then pulling the side of the eye where the cover is buried is the final check. If the cover moves and the white core is visible, then the spliced eye must not be used. If there is no movement, then the splice is stitched, and no further action is required</p>
Marlow Ropes	Vesper Splice	Between 22B and 23D, the first two digits represent the year, followed by a letter that indicates the month: A = Jan, B = Feb, etc.	
			MarlowRopes_VESPER CLIMBING LIN...
			Vesper-self-inspection-methods-with-capti...
			Marlow - Vesper.pdf




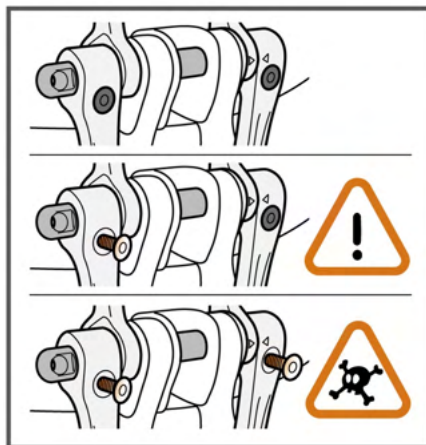
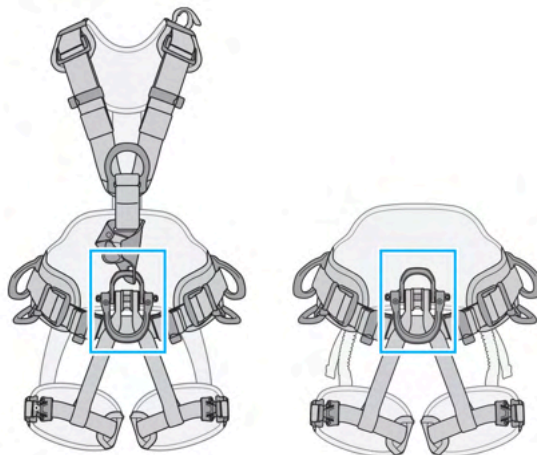
(Pull the cover in the direction of the arrow.)


Item Name	Inspection Parts	Serial Numbers Affected	Notes, Reference documents, images, comments, etc.
Notch Rope Runner Pro		SN 0001-2001	Verify spring function - Bolt potentially backing out, this is not a safety issue, the bolt's function is to hold the lever plate stationary
			 Notch_RopeRunnerPro Notice-02022021...



Bolt that holds the lever plate stationary can back out during use.

Item Name	Inspection Parts	Serial Numbers Affected	Notes, Reference documents, images, comments, etc.
Petzl Harness	Astro	Astro Bod Astro Bod Fast Astro Sit Fast Canyon Guide All serial numbers up to 23J 0000000 000 included	Detection of a defect on the gated opening attachment point of an ASTRO harness.  Petzl_ASTROharness.pdf



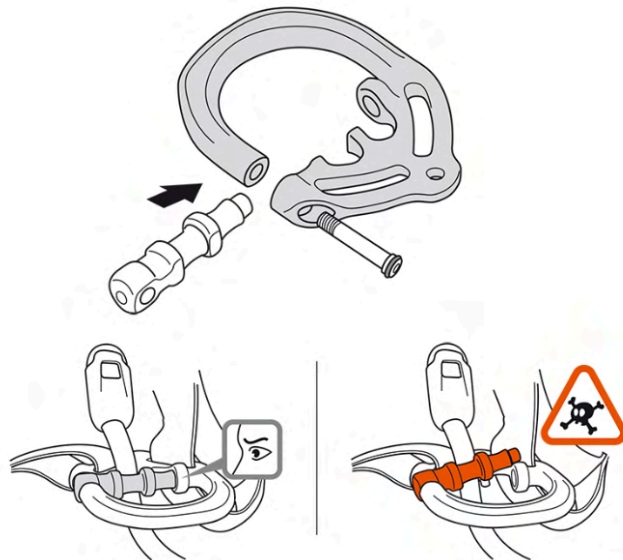
Item Name	Inspection Parts	Serial Numbers Affected	Notes, Reference documents, images, comments, etc.
Petzl Harness	Newton (European version only)	Newton C073AA01-C073A A02 Newton Fast C073AA01-C073C A02 Newton Easyfit C073AA01-C073E A02	  Petzl_NEWTON harnesses manufactured i...



~~NEWTON~~
international versions

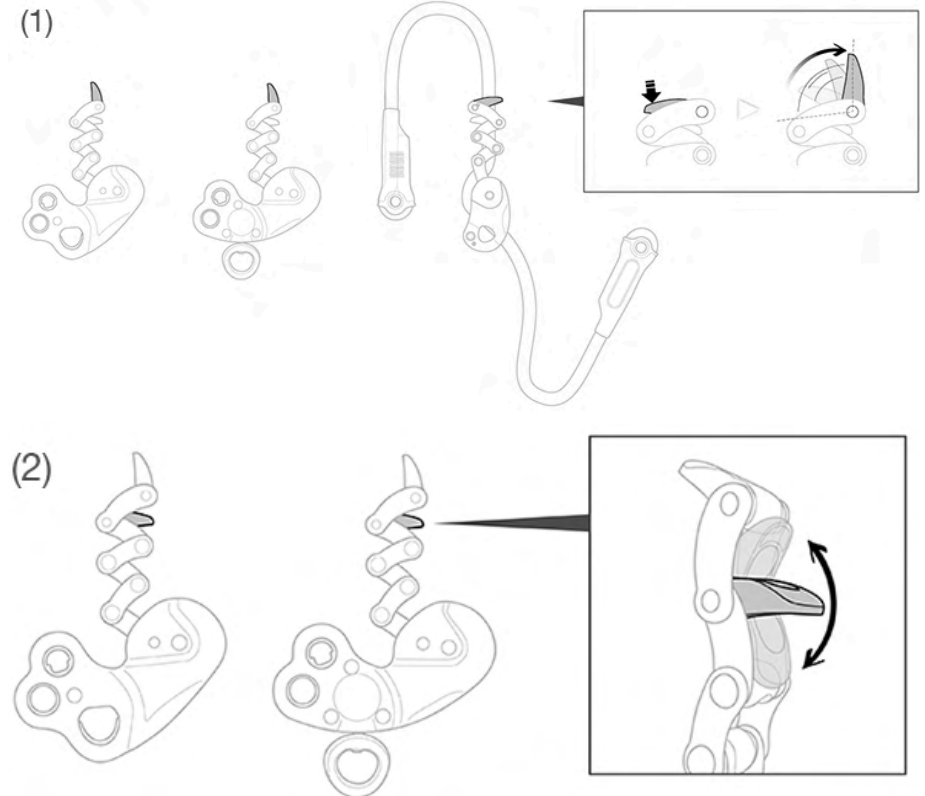


Item Name	Inspection Parts	Serial Numbers Affected	Notes, Reference documents, images, comments, etc.
Petzl Harness Sequoia	Sequoia 2019, lower D gate		Verify lower D gate is properly closed - Make sure the screws are not over-torqued
			Petz_SequoiaSequoiaSRTharnesses_Safet...
			Petzl_EnsureScrewsProperlyTightened.pdf




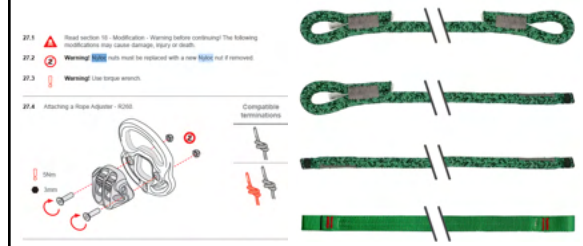

Item Name	Inspection Parts	Serial Numbers Affected	Notes, Reference documents, images, comments, etc.
Petzl ZigZag/Zillon	Action: static load test in SRS (Zillon), function test in MRS, Check both release levers	18L-0000000-000 through 21G-0000000-000	Zillon lanyard - Use with only Petzl replacement ropes
			PetzlZigZagZigZagPlusZillon_SafetyNoti...

1. Inspecting the release levers


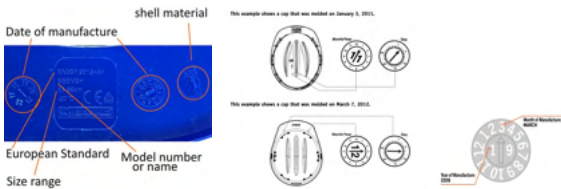



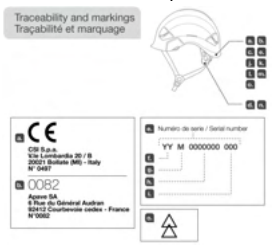










Item Name	Inspection Parts	Serial Numbers Affected	Notes, Reference documents, images, comments, etc.
Teufelberger Harness	TreeMotion Essential/Pro	Production dates affected between 05/2022 - 10/2024	
			Teufelberger_TreeMotion_Call_For_In...
			Teufelberger_TreeMotion_FAQs_Call_...











Gear Check - Talking Points








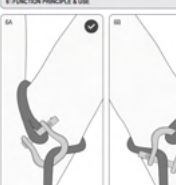
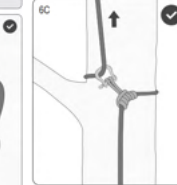
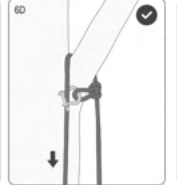
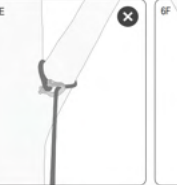


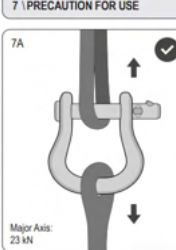
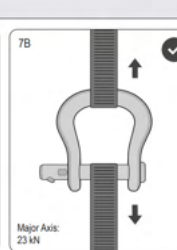
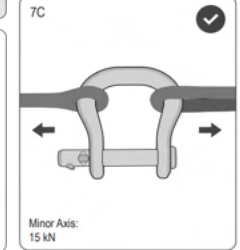
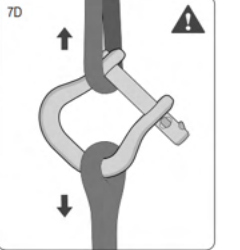
Equipment	Brand - Device	Notes/Comments
Glasses		<p>Look for the Z87+ marking for US safety standards, Z94.3 for Canadian safety standards, and EN166 for European safety standards. Reference rule 2.3.14</p> <p>The stamps may be found on the frames and or lenses. Look on the inner legs, across the bridge, and on the top or bottom of the lenses. If glasses have detachable side shields, the stamp may be found on those.</p> <p>The red shapes indicate areas where you may find the stamps.</p> 
	ISC	<p>Manufacturer service life</p> <p>ISC textiles 10 years</p> <p>ISC metals indefinite</p>
Harnesses & Parts		
	DMM Kinisi Harness – Bridges	<p>Manufacturer service life - 10 years</p> <p>Nyloc nuts must be replaced with a new Nyloc nut if removed</p> <p>Look for cut bridge tails - proper install - stitching must be face up</p> 
	New Tribe Harness	<p>Not approved except Monkey Beaver, ASTM data complete, allowed in US New Tribe Onyx Harness Monkey Beaver Harness</p> 



	Notch Bridges	No manufacturer has approved them for use in their products except Notch Edge & Sentinel. (hi-viz green bridges made of KMIII max). Proper bridge material used for replacing (verify & check double overhand knots)
	Petzl Sequoia	Manufacturer service life - 10 years
Helmets		<p>-Must be properly marked/labeled with ANSI Z89.1, CSA Z94.1, EN397, or EN12492</p> <p>– Look on brim or under webbing for stamps.</p> <p>-If the helmet is marked with CE END12492 only - NO single vent hole can be larger than 2cm (.79 in)</p> 
	Kask	<p>10 years – 2/17 and newer</p> 
	Petzl	<p>10 years – look for new and old stamp/sticker with dates</p> 
	All others	5 years - Pfanner Protos, Milwaukee, Camp, Studson, CT (Climbing Technology), Edelrid, etc.

Mechanical Devices		
	ART metal devices	<p>Manufacture service life - ART metal 7 years after first use (Inc Lockjack, Positioner, Spiderjack 3, Blackbird)</p> 
	ART Spiderjack	Manufacturer service life - 5 years after first use
	ART RopeGuide Twinline Friction Saver	Manufacturer's service life 10 years after first use
	Davey Model Lanyard	5.9 power cord thimble prusik (sterling bright orange)
	Petzl Chicane	Look for the lower attachment point drilled out
	Petzl Rescucender	<p>-Must have a spike under (within 18") to use as in-line anchor point.</p> <p>- NO DEFINITIVE answer on two-person load</p>
	Rock Exotica Akimbo	<p>- Manufacturer service life - unlimited</p> <p>-The tending point must be intact</p> <p>- Must use a compatible rope</p> <p>- Make sure the tending point is intact</p> <p>- NO pick off rescue on Akimbo and Rope Runner Pro</p>
	Rope Wrench	Spacing 3" of clearance from the wrench to top of hitch when engaged. Wrench SHALL NOT be used to disengage the hitch (per page 17 UIM)

	Taz Lov 2 & 3	Look for filing out for faster rope installation/removing plastic clip
Ropes		Petzl How To Inspect Your Rope - Petzl USA.pdf Samson_inspection-retirement-pocket-guide.pdf
	Courant Phoenix 10mm	Service life 10 years max 
	Teufelberger Ocean Dyneema Loop 7mm	Manufacture service life 2 years of use (5 years from manufacture)
	Teufelberger Ocean poly	aramides 10mm e2e 3 years of use (5 years from manufacture)
	Teufelberger Ocean Polyester 8mm	8mm e2e 3 years of use (5 years from manufacture)
	Teufelberger Ring Loop	5 years of use (8 years from manufacture)
	Teufelberger Ocean Polyester 8mm	3 years of use (5 years from manufacture) 
	Teufelberger Sirius loop 10mm	5 years of use (8 years from manufacture) 

Connectors		
	Rock Exotica O.R.C.A. carabiners	NOT APPROVED
	Rock Exotica RockO carabiner	Check the nose on any that are batch "Jambo 2016"
	Notch Quickie	Not approved for ISA TCCs
	Notch CE Quickie	See configuration diagrams Notch_QuickieCE_UG.pdf
5 INSTALLATION		
5A 	5B 	5C 
6 FUNCTION PRINCIPLE & USE		
6A 	6B 	6C 
6D 	6E 	6F 
7 PRECAUTION FOR USE		
7A 	7B 	7C 
7D 	Major Axis: 23 kN	
		Minor Axis: 15 kN

Equipment Service Life

Manufacturer	Material	Device	Service Life (years)	From	With Regular Use (Frequent/Daily)
ART	textile		5	first use	
ART	metal	LockJack	7	first use	
ART	metal	SpiderJack3	7	first use	
ART	metal	Blackbird	7	first use	
ART	metal	Positioner 2	7	first use	
ART	metal	SpiderJack 2.1	5	first use	
ART	mixed	Twinline Friction Saver	10	first use	
Courant	textile	rope	10	manufacture	
DMM Kinisi	textile	harness	10	manufacture	
ISC	textile		10	manufacture	
ISC	metal	mechanical devices	indefinite		
Petzl Rig	metal	mechanical device	unlimited		
Petzl Sequoia	textile	harness	10	manufacture	
Petzl ZigZag	metal	mechanical device	unlimited		
Rock Exotica Akimbo	metal	mechanical device	unlimited		
Rock Exotica Akimbo 2	metal	mechanical device	unlimited		
Teufelberger Ocean Polyester 8mm	textile	rope	5	manufacture	3 years
Teufelberger OD Loop 7mm	textile	rope	5	manufacture	2 years
Teufelberger OP 10mm e2e	textile	rope	5	manufacture	3 years
Teufelberger OP 8mm e2e	textile	rope	5	manufacture	3 years
Teufelberger Ring Loop	textile	rope	8	manufacture	5 years



Gear Check Photo

Photo Components

Photo should clearly include:

- Gear Check Form
- Gear Kit
- Competitor shirt number

In this photo:

Climber 11

Completed form lower right corner
kit includes:

- 2 ropes
- 3 ascenders (ZigZag/Taz/RopeRunner)
- 1 fall arrest harness system (Petzl ASAP)
- 1 work positioning lanyard
- 1 webbing loop sling
- 6 carabiners
- safety glasses/helmet/boots
- harness
- handsaw
- ring in ring friction saver
- Snake anchor
- micro pulley (pinto)

Make sure all the gear is laid out and clearly identifiable. This photo will serve as a record of the competitor's approved climbing kit and as an inventory of their gear in the case that a protest or other issue is brought forward.

